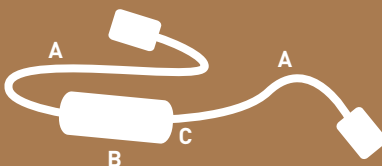


EV03 SYNCRO

INSTALLATION INSTRUCTIONS

1 UNPACK

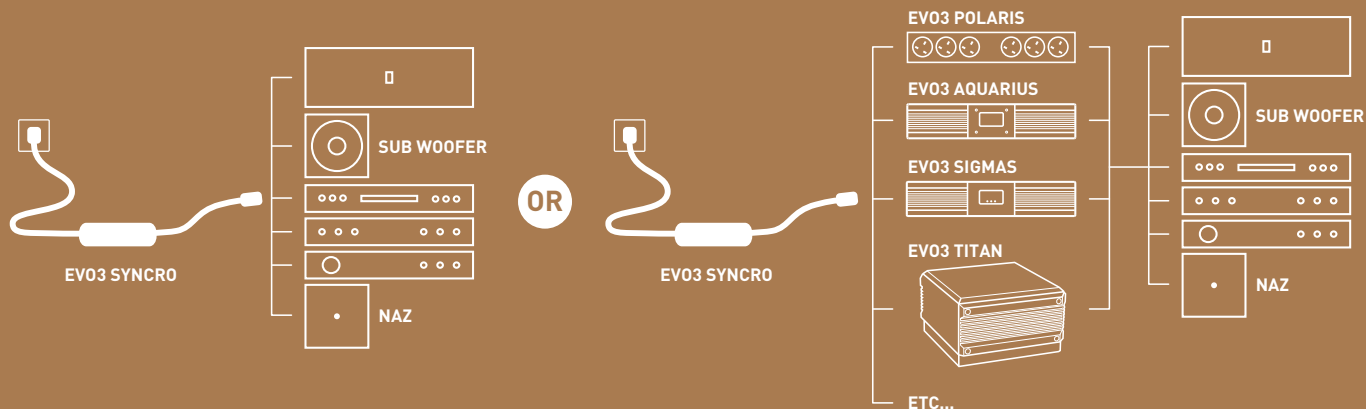
DEBALLAGE / AUFPACKEN / DESEMBALAR / 打开包装 / РАСПАКОВКА



Weight = 1030g
A = 100cm length
B = 17cm length
C = 6.5cm diameter


2 PLUG IN

BRANCHEMENT SECTEUR / EINSTECKEN / CONECTAR / 连接电源 / ПОДКЛЮЧЕНИЕ К СЕТИ



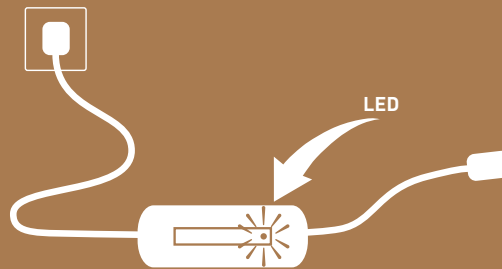
3 PLACEMENT

PLACEMENT / POSITIONIEREN / UBICACIÓN / 安全置放 / УСТАНОВКА



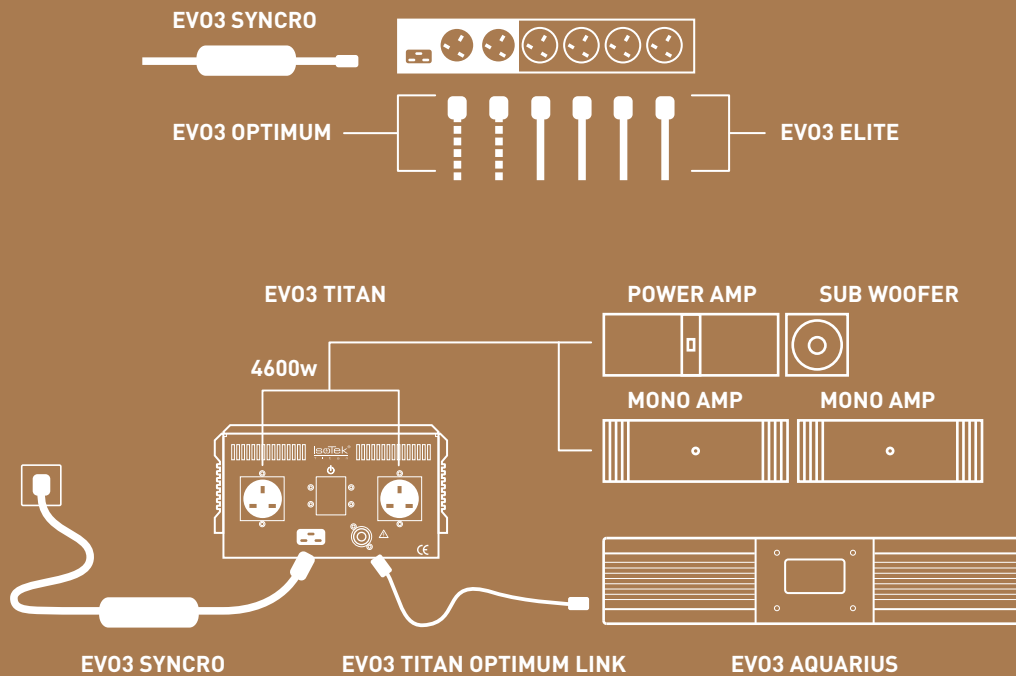
4 TURN ON

MISE EN ROUTE / ANSCHALTEN / ENCENDER / 启动电源 / ВКЛЮЧЕНИЕ



5 UPGRADE

MISE A JOUR / UPGRADE / ACTUALIZAR / 修正微调 / ОБНОВЛЕНИЕ



6 REGISTER: EXTEND YOUR WARRANTY FOR FREE

PROLONGEZ LA GARANTIE GRATUITEMENT
KOSTENLOSE GARANTIEVERLAENGERUNG UNTER
REGISTRO: PROLONGUE LA GARANTÍA GRATIS

РЕГИСТРАЦИЯ: РАСШИРЯЕТ БЕСПЛАТНУЮ ГАРАНТИЮ
注册会员: 可延长质保, 享受更多增值服务

WWW.ISOTEKSYSTEMS.COM/REGISTER